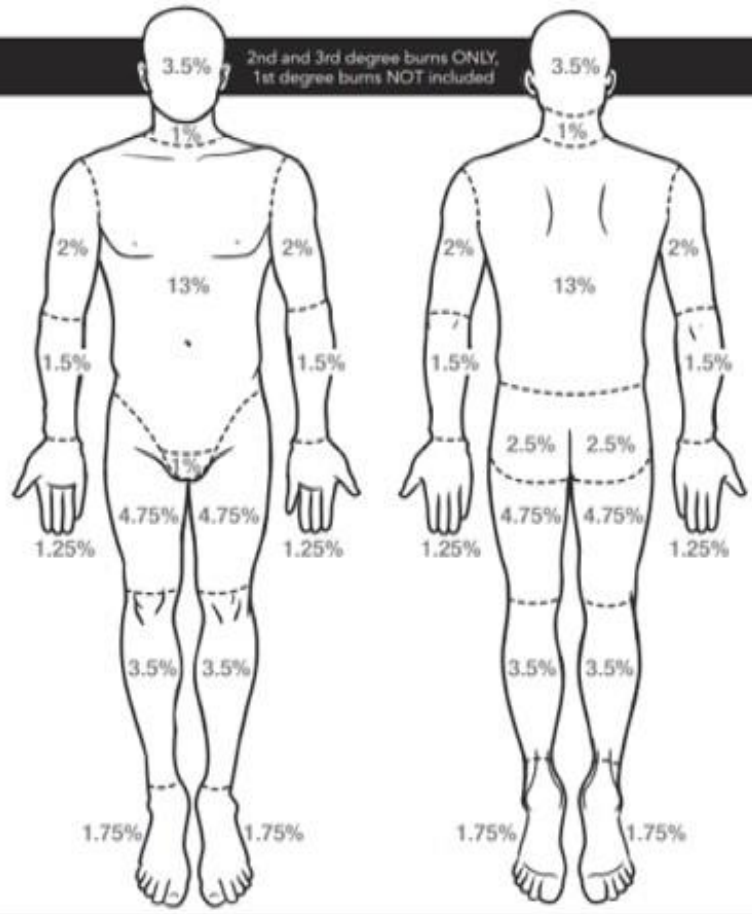


TBSA Burn Estimation Chart

Adult Major Burn Clinical Practice Guideline

Patient Label

Anatomical Subunit	% Total	% One Side		Injury Subtotal
		Anterior	Posterior	
Head	7	3.5	3.5	
Neck	2	1	1	
Anterior Trunk	13	13	0	
Posterior Trunk	13	0	13	
Right Buttock	2.5	0	2.5	
Left Buttock	2.5	0	2.5	
Genitalia	1	1	0	
Right Upper Arm	4	2	2	
Left Upper Arm	4	2	2	
Right Lower Arm	3	1.5	1.5	
Left Lower Arm	3	1.5	1.5	
Right Hand	2.5	1.25	1.25	
Left Hand	2.5	1.25	1.25	
Right Thigh	9.5	4.75	4.75	
Left Thigh	9.5	4.75	4.75	
Right Leg	7	3.5	3.5	
Left Leg	7	3.5	3.5	
Right Foot	3.5	1.75	1.75	
Left Foot	3.5	1.75	1.75	
Total	100%	48%	52%	



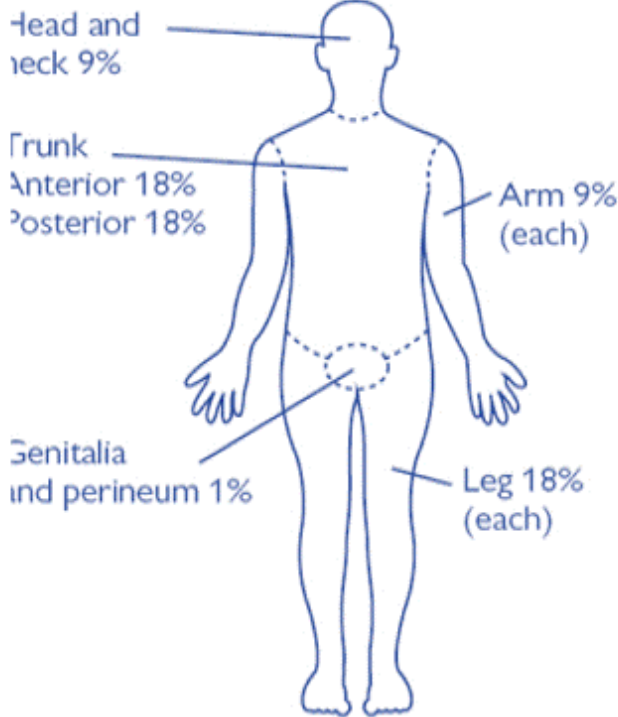
Physician/Paramedic Name

Physician/Paramedic Signature

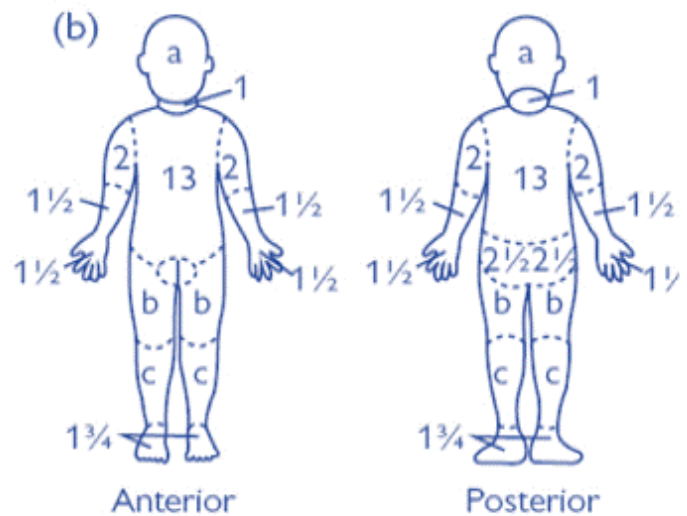
Adult Major Burn Clinical Practice Guidelines are available under the "Resource" tab on the Trauma Services B.C. website: <http://www.phsa.ca/our-services/programs-services/trauma-services-bc#Resources>



a)



(b)



Relative percentage of body surface area (% BSA) affected by growth

Body part	Age				
	0y	1y	5y	10y	15y
a = 1/2 of head	9 1/2	8 1/2	6 1/2	5 1/2	4 1/2
b = 1/2 of one thigh	2 3/4	3 1/4	4	4 1/4	2 1/2
c = 1/2 of one lower leg	2 1/2	2 1/2	2 3/4	3	3 1/4